

Nutbourne VDS Survey Results

TABLE OF CONTENTS

1. The People.....	3
1.1. Period of Residence.....	3
1.2. Principle Residence?	3
1.3. Reasons for living in Nutbourne?.....	3
1.3.1. Environment.....	3
1.3.2. Work	4
1.3.3. Family.....	4
1.4. Employment etc.	4
1.4.1. Employment Location.....	4
1.5. Voluntary Activities.	4
1.6. Vehicles.....	5
2. Housing and Development.	6
2.1. Types of Housing.....	6
2.2. Infilling.....	7
2.3. More Housing Developments?.....	8
2.4. Extension of the Built up area?	8
2.5. Impact of Further Development	9
2.6. Space about Buildings	9
2.6.1. Retention of adequate space around building	9
2.6.2. Front gardens vrs Hard Standing	9
2.6.3. Minimum length for gardens.....	10
3. Village Design and characteristics.....	11
3.1. New Building Styles.....	11
3.2. General	11
3.3. Boundary Preferences.....	12
3.4. Preservation of existing amenities.....	13
3.5. Roads.....	14
4. Amenities	15
4.1. Use of existing amenities.....	15
4.2. Additional public amenities.	16
5. Environment.....	16
6. Likes & Dislikes	17
6.1. What do you most like about Nutbourne?	17
6.2. What do you most dislike about Nutbourne?	18
6.3. What would you most like to see improved/happen.....	19
6.4. Features to be given prominence in the VDS.....	20

Nutbourne VDS Survey Results

INTRODUCTION

This report delineates the results of a survey conducted in the hamlet of Nutbourne in early 2005. The purpose of the survey was to ascertain the views of Nutbourne residents prior to the preparation of the Village Design Statement. The survey consisted of a questionnaire to be completed by each household, which sought views on a wide variety of subjects including development, village amenities and environmental issues.

A copy of the questionnaires was delivered individually to each of the 120 households on the electoral role for Nutbourne. This information was supplied to the committee by Horsham District Council. A total of 51 responses were received which represent about a 40% response rate.

The information contained in the 51 responses has been exhaustively analysed and the overall results and opinions expressed are contained in this report both graphically statistically where appropriate. In addition all of the written opinions/comments expressed have been included without editorial alteration.

During the process of analysis it became apparent that as many as 9 copies had been made from the same original and submitted with almost identical views. As the survey had been careful to include 1 copy for each household the committee are at a loss to explain why this has occurred. After consultation with Horsham District Council it was decided to include these copies in the survey but produce the result both with and without these copies. By this means it is possible to identify any distortions in the findings if any caused by these copies.

This report therefore shows both sets of results, which are identified as follows.

1. In the graphical representations purple columns represent the reduced survey with the 9 copies omitted and the blue columns represent the total survey.
2. In the percentage figures in black represent the reduced survey and the red figures in brackets represent the full survey.
3. The comments in black represent the reduced survey and the comments in red italic are from the 9 copies.

Any conclusions expressed in this report are in large part based on the reduced survey.

All of the replies have been kept on file and will be held by the committee for future reference until such time as the VDS has been approved and circulated.

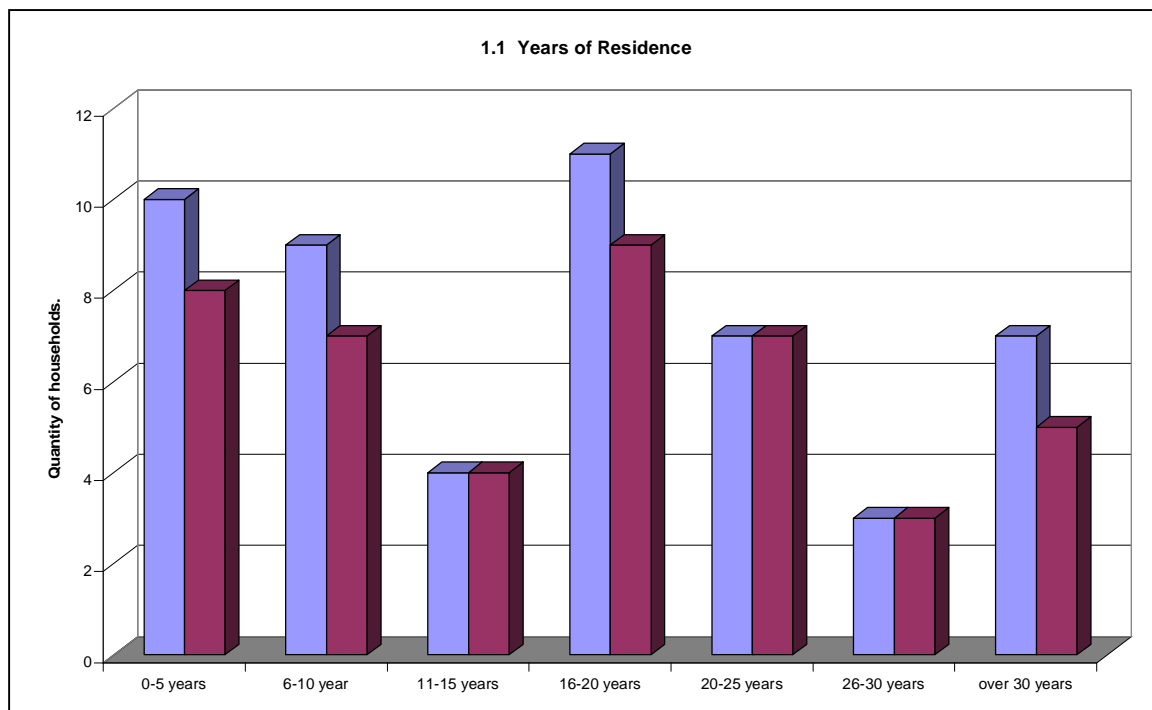
Nutbourne VDS Survey Results

1. THE PEOPLE

1.1. *Period of Residence.*

The survey asked how long each respondent had lived in Nutbourne. The replies were separated out into 5 year periods and the total for each period is shown on the following histogram.

The results indicate that a good cross section of both new and old residents have participated in the survey.



1.2. *Principle Residence?*

100% of respondents said that Nutbourne is there primary residence.

From this it can be concluded that there are very few second/holiday homes in Nutbourne.

1.3. *Reasons for living in Nutbourne?*

The replies to this question have been divided up into categories as follows.

The major reasons given for living here could be summarised as Nutbourne is a peaceful rural environment with a community feeling and good access to amenities. The majority of replies indicate that the residents moved here specifically for this reason. A smaller number indicated that this is their family home or place of work.

1.3.1. **Environment**

1. *Due to Nutbourne being relatively unspoilt. Attractive countryside. Quiet environment*
2. *Initially to be closer to ones place of work. Remained on retirement because the hamlet is situated in a pastoral and largely quiet area with only limited traffic noise.*
3. *We like the village and its location*
4. *Nice location*
5. *Because we like the quiet life and the country life.*
6. *Rural tranquility, peaceful seclusion, proximity to the countryside.*
7. *Rural environment, quiet, proximity to Horsham.*
8. *I don't live in Nutbourne but in the at present more rural stream Lane. Keeping this area rural is of great importance to me. That is why I came here specifically*
9. *It is a lovely hamlet with pleasant inhabitants. The house suited our needs to bring up a family.*

Nutbourne VDS Survey Results

10. *Delightfully rural. Open spaces. Countryside. Easy access to work (Car drive)*
11. *Rural location*
12. *Originally by chance now by choice.*
13. *Because we love its rural setting and we love the Rising Sun.*
14. *It provides a relaxing place to live with a friendly atmosphere.*
15. *Housing is cheap compared to surrounding areas.*
16. *Countryside hamlet which is quiet and peaceful, yet not isolated. Good feeling of community amongst residents.*
17. *Character of area. Quiet - countryside - darkness - style of property.*
18. *House became available at the time and the area was nice etc, so here we still are.*
19. *Peace and quiet.*
20. *Peaceful countryside hamlet yet near to all amenities.*
21. *We like living in a small village in the country.*
22. *We like the less crowded quiet rural situation.*
23. *One of the few small villages in the area not yet blighted by traffic and noise. Nutbourne is sufficiently large to have a true sense of community and allow its residents to enjoy a wonderful rural setting.*
24. *An attractive rural hamlet with country aspects.*
25. *Attractive and authentic.*
26. *Love the area, the beauty and peace of the countryside.*
27. *Because I chose it for its rural peace, quiet and beauty and its near my birthplace.*
28. *Because we like the village ambiance and rural location*
29. *We wanted to live in the countryside.*
30. *Because Slinfold became too busy.*
31. *Peaceful and quiet. Proximity to my place of work. A love of the area and countryside.*
32. *Enjoy the peace and quiet of rural life.*
33. *Pleasure*
34. *To escape urban pressures.*

1.3.2. Work

1. *Ran the local garage.*
2. *Originally to commute to Croydon. Now retired. Magnificent views of the downs.*
3. *Close to work.*

1.3.3. Family

1. *Born and bred.*
2. *Close to children.*
3. *Parents are local, Family home.*
4. *Family home.*
5. *Born here.*
6. *Where I work.*
7. *Family home.*

1.4. Employment etc.

The survey represented the views of a total of 100 (118) residents of these:-

46	(60)	Are adults in employment
45	(35)	Are adults in retirement.
8	(9)	Are adults not at work. (Housewives etc)
12	(14)	Are children in full time education.

1.4.1. Employment Location.

Of the 60 adult residents in full time employment: -

28%	(27%)	Work in Nutbourne itself
26%	(28%)	Work within 10 miles of Nutbourne.
26%	(23%)	Work between 10 and 30 miles from Nutbourne
17%	(20%)	Work more than 30 miles from Nutbourne.

1.5. Voluntary Activities.

Of the 100 (118) adult represented by the survey 27 (31) are involved in voluntary activities.

Nutbourne VDS Survey Results

1.6. Vehicles

A total of 87 (100) vehicles were identified by the survey that represents an average of just over two per household.

This fact points to a greater need for more focus to be placed on off street parking, which is highlighted continuously throughout the survey response.

Nutbourne VDS Survey Results

2. HOUSING AND DEVELOPMENT.

The questionnaire posed a number of general and specific questions about the further development of the Hamlet.

From the analysis of the replies it can be concluded that.

- a. Very few agree with any new housing outside the existing built up area.
- b. Two thirds of respondents oppose any new housing or infilling in the village centre. One third would accept some sympathetic infilling.
- c. On site parking is considered vital for all new dwellings and over 80% think that more attention should be given to retaining adequate space around a dwelling.
- d. Extensions to existing dwellings which blend with the original are highly preferable.

Favourable Comments

1. *A mixture of housing that complements the village*
2. *Hamlet cannot survive if it does not move forewords. We need to have housing that young families can afford.*
3. *Any development should be as large as possible.*

Unfavourable Comments

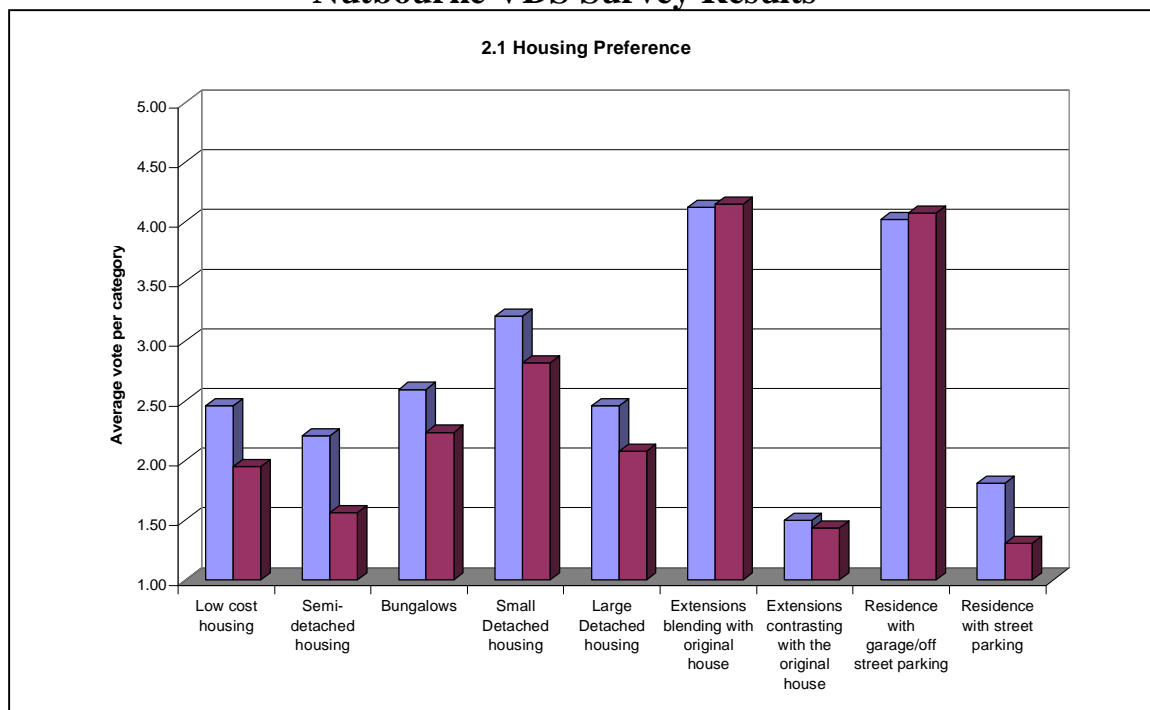
1. *Prefer no housing.*
2. *Don't think any new housing is needed.*
3. *Would prefer to see no development except extensions or garages.*
4. *The infrastructure does not justify any further development*
5. *All housing has to consider lack of amenities or public transport.*
6. *No new buildings should be built in the area as the very idea of living here is of its quietness etc.*
7. *Nutbourne is well balanced with a mix of different types and scales of housing. It is a complete hamlet with little if any scope for extension or infilling without damaging the unique character of the village. It also already has a fairly high density of housing within the natural boundary of the village area. It is also an unlit road with no pavement and no speed limit and with increasing housing demands, an increasing number of pedestrians.*
8. *Why is any more housing needed in Nutbourne? The only people who will benefit are the landowners*
9. *Nutbourne does not need any more housing - it should be left as it is.*
10. *The existing density should not be compromised.*
11. *To maintain or enhance the community it should provide housing for younger people, less wealthy. Further large houses will create further unbalance in the community.*
12. *Street parking is a very serious problem. Limits access and adds to the driving hazards of a narrow road.*
13. *Already quite a few cars parked on the road causing difficulty to get through sometimes.*
14. *Further development involving "on street" parking should be avoided at all costs.*

2.1. Types of Housing

The questionnaire posed the question as to what type of housing development the residents would consider appropriate for the area. The scoring range was from 1 (Not Desirable) through to 5 (Most Desirable)

The results below show a clear preference for extensions or small, detached residences with suitable off street parking.

Nutbourne VDS Survey Results



2.2. Infilling

The survey asked if residents were in favour of infilling within the village boundaries.

The response was as follows.

Yes Count	31%	(37%)
No Count	69%	(63%)

Favourable Comments

1. *Subject to sufficient land being available for the development*
2. *On the basis that building is enforced.*
3. *Selective within the building line.*
4. *There are always exceptions, sometimes infilling is appropriate.*
5. *Limited development is inevitable due to Govt pressure, but it should be small cottage style properties using local materials.*
6. *Providing the infilling is sensible in both size and scale and blends in with the existing buildings. It is also necessary to ensure that adequate off street parking is available and landscaping blends in any infilling. In addition it is important to preserve the unique design of Nutbourne with small period detached homes on the west side of the street blending in with the larger homes with a feature unique to Nutbourne in that all homes on the east side of the street have their gardens mainly to the south of the properties.*
7. *Or extending the village boundaries i.e. the small plot of land for sale at the Poplars.*
8. *Only if the garden is large.*
9. *Provided a medium or small garden is retained.*
10. *Providing the building is sympathetic to old Nutbourne. Vital that any development has off street parking.*
11. *But limited and appropriate.*

Unfavourable Comments

1. *Any new building will spoil the character of this hamlet.*
2. *Do not wish to see overcrowding as in towns.*
3. *Nutbourne is becoming too busy with too much coming and going.*
4. *There has been more than enough infilling already.*
5. *The hamlet needs to retain its rural identity & infilling would jeopardise this.*
6. *But it depends on how you define infilling. Can end up as infilling between two villages or towns.*
7. *Destroys gardens.*

Nutbourne VDS Survey Results

8. *In filling means that people overlook each other, have practically no garden and might as well be in a town.*
9. *Its full up.*

2.3. More Housing Developments?

The survey asked if residents believed Nutbourne could sustain more housing developments.

The response was as follows.

Yes Count	26%	(39%)
No Count	74%	(61%)

Favourable Comments

1. *Some of the properties currently for sale, particularly the bungalows could be developed as suitable homes for families.*
2. *Very limited - But an example is the garage area which if developed would enhance the whole village.*
3. *Minimal.*
4. *Only a very moderate amount.*
5. *There are always exceptions when housing development other than infill could be correct, depending on location and circumstances.*
6. *There are areas where this would be acceptable.*
7. *Limited to within the existing built up area.*
8. *The village boundary needs to be enlarged.*
9. *Better to add a few homes to Nutbourne than to have new towns created to appease Mr Prescott.*

Unfavourable comments

1. *No facilities.*
2. *Narrow road flooding due to excess run off.*
3. *Nutbourne will lose its character with any more construction activity.*
4. *Absolutely not.*
5. *Lack of amenities, public transport & increased traffic.*
6. *It is a hamlet, let it remain so.*
7. *No shop / local transport and roads are too narrow.*
8. *As much as effort as possible should be made to maintain and enhance the surrounding green belt.*

2.4. Extension of the Built up area?

The survey asked if residents agreed with further development outside the existing built up area.

The response was as follows.

Yes Count	17%	(31%)
No Count	83%	(69%)

Favourable Comments

1. *If this is proposed it should remain at a very limited level.*
2. *As long as its carefully and considerately done.*
3. *We should expand the built up area, Nutbourne is a beautiful place and more people should enjoy it.*
4. *Continue character by elongating the hamlet.*

Unfavourable Comments

1. *NO NO NO*
2. *Countryside ruined yet more traffic.*
3. *This is a conservation area.*

Nutbourne VDS Survey Results

2.5. Impact of Further Development

The survey asked if residents if they believed that any further development would have an adverse affect on Nutbourne.

The response was as follows.

Yes Count	76%	(63%)
No Count	24%	(37%)

Favourable Comments

1. *Not if it were done sympathetically and limited in numbers.*
2. *Only a good one.*
3. *If carefully thought out, case by case, there should not be an adverse affect.*
4. *If not well built and designed. It may enhance.*
5. *Not if its done properly. There are one or two buildings I would like to see demolished! An opportunity for better properties.*
6. *Nutbourne is so diverse can carry additional homes.*
7. *Nutbourne can support more housing.*
- 8.

Unfavourable Comments

1. *The addition of new property could lead to ribbon development.*
2. *It would lead to an increased population, more comings and goings and impairment of rural life.*
3. *New developments should be in keeping with the character of the hamlet. But we cant live in a time capsule.*
4. *Yes if the same standard as recent examples.*
5. *Don't ruin the village by cramming more houses in.*
6. *Nutbourne is restricted in its geographical boundaries to the north and by open farmland to the south, east and west. The whole reason for choosing to live in the country and accept no public transport, no road cleaning, no street lamps, no pavements and no speed limit is to "live in the country". Further development will simply turn this small hamlet into more urban sprawl.*
7. *But must be appropriate.*
8. *Would automatically lead to more cars and more pollution.*
9. *We cannot allow the hamlet and village atmosphere to disappear.*

2.6. Space about Buildings

2.6.1. Retention of adequate space around building

The survey asked if residents believed that more attention should be given to the retention of adequate space around any new development.

The response was as follows.

Yes Count	86%	(73%)
No Count	14%	(27%)

Comments.

1. *Important to maintain character.*
2. *Well planned and sensitive infill is acceptable anywhere.*
3. *100% agree.*
4. *The existing attention seems adequate.*
5. *This is a ridiculous suggestion there are surely guidelines already.*

2.6.2. Front gardens vrs Hard Standing

The survey asked if residents believed that front gardens are part of the character of the Hamlet and should be retained in preference to becoming hard standing.

The response was as follows.

Nutbourne VDS Survey Results

Yes Count	83%	(71%)
No Count	17%	(29%)

Comments.

1. *If the inclusion of a hard standing would take vehicles off the street, this would be preferable.*
2. *Do not want any new building.*
3. *In principle*
4. *The Street has a parking problem. But that is not a good enough reason.*
5. *Unless it means cars on the road.*
6. *Cars need to be kept off the old unplanned narrow streets.*
7. *As long as the street is not littered with parked cars.*
8. *But desirable to reduce on street parking.*
9. *Unless used 50% garden, 50% off road parking.*
10. *However this too should be seen on a case by case basis.*
11. *Paved hard standing is not appealing and encourages the "storage" of cars*
12. *Hard landscaping can be complementary.*
13. *They have changed since the start of the hamlet. Change is a part of life - people need change.*
14. *Ragmans castle has just done this. People should do just as they want with their frontages.*
6. *Variety charm.*

2.6.3. Minimum length for gardens.

The survey asked if residents would like to see a minimum length for gardens enforced in any development proposals.

The response was as follows.

Yes Count	87%	(69%)
No Count	13%	(31%)

Comments

1. *Minimum length could be any size. This needs clarifying.*
2. *Within reason*
3. *We the residents cannot dictate to others how or what should be done on their own land.*
4. *Who will enforce this - paper pushers or NIMBYs No way.*
5. *The variety is the charm*

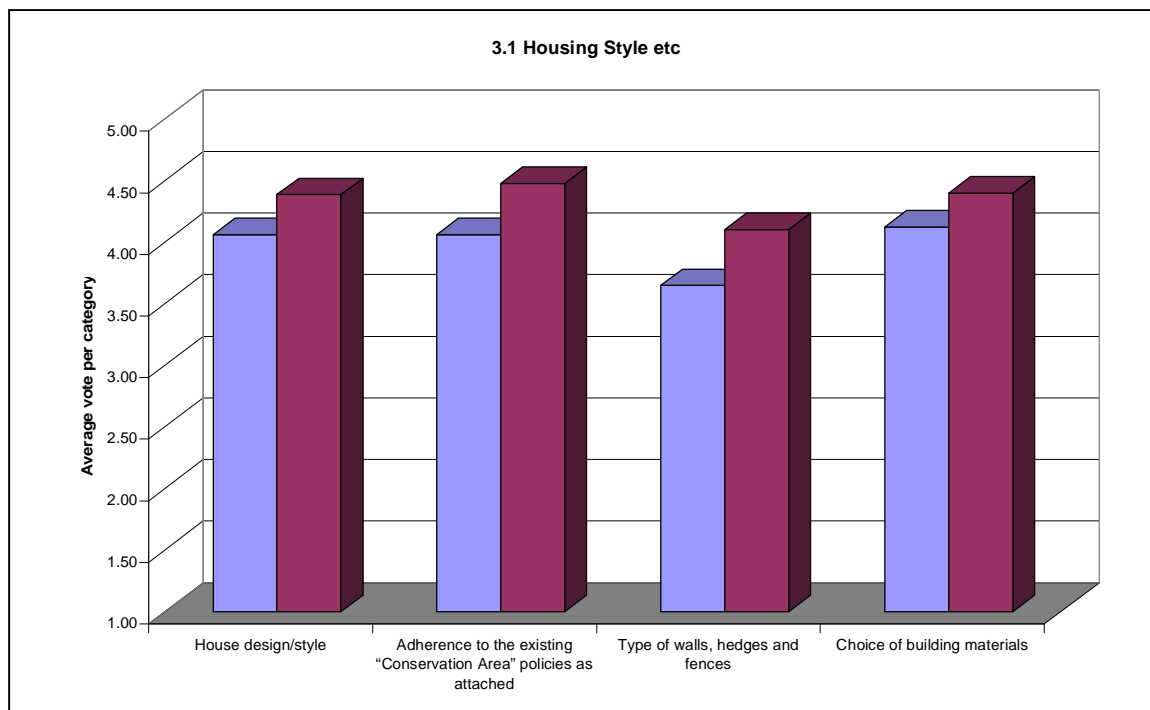
Nutbourne VDS Survey Results

3. VILLAGE DESIGN AND CHARACTERISTICS

3.1. *New Building Styles.*

The survey posed the question as to what features are considered important in relation to Nutbourne character and design. The scoring range was from 1 (Not Important) through to 5 (Very Important)

The results below show that the residents of Nutbourne consider all four characteristics important.



3.2. *General*

The survey posed the question as to what features are considered important in relation to any new development within Nutbourne. The scoring range was from 1 (Do not agree at all) through to 5 (Agree very strongly)

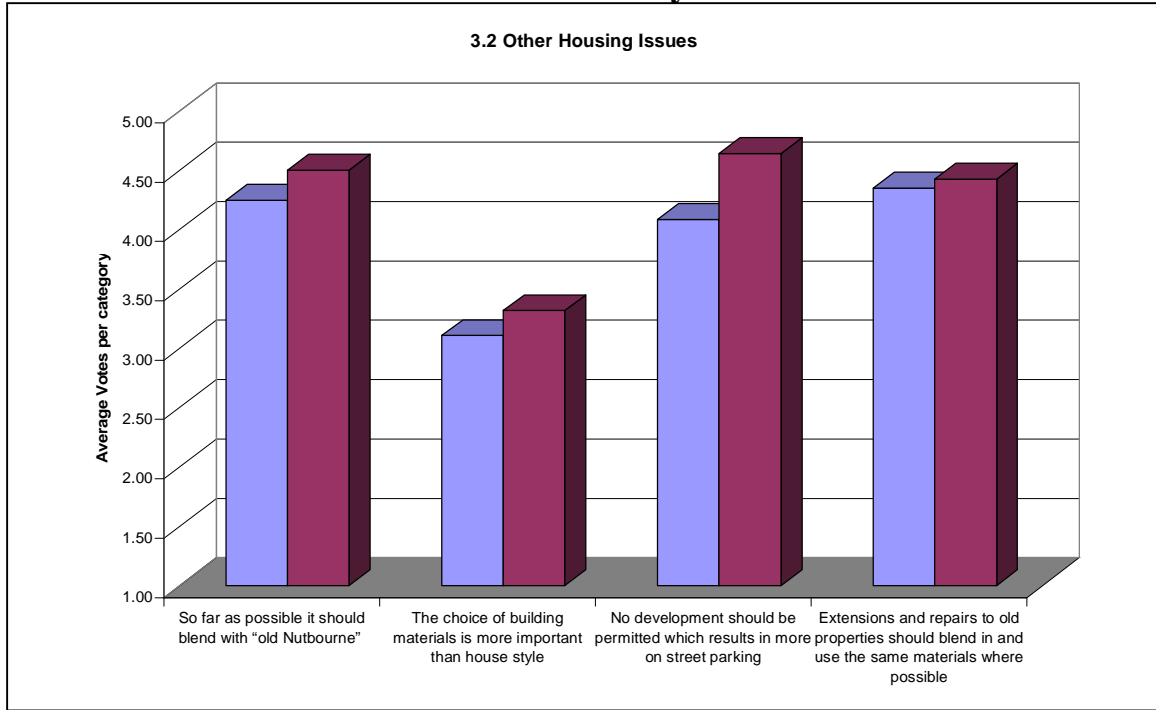
The results below show that the residents of Nutbourne consider strongly that:-

- a. All development should blend in with "old Nutbourne"
- b. No development should be permitted that results in more on street parking.
- c. Extension and repairs to old buildings should blend in and use the same materials wherever possible.

Comments

1. *Do not agree with any more buildings.*
2. *No inappropriate building should be further permitted.*
3. *Building materials are as important as house style.*
4. *Choice of building materials is part of the style.*
5. *The materials and style complement each other and are therefore equally important.*
6. *5= Street parking. We live in Mercers and on many occasions we find it difficult to maneuver round cars in the street to gain access to our drive.*
7. *Street parking is part of the Nutbourne scene.*
8. *On street parking is part of Nutbourne. Pub customers park on the street why shouldn't the residents.*

Nutbourne VDS Survey Results



3.3. Boundary Preferences.

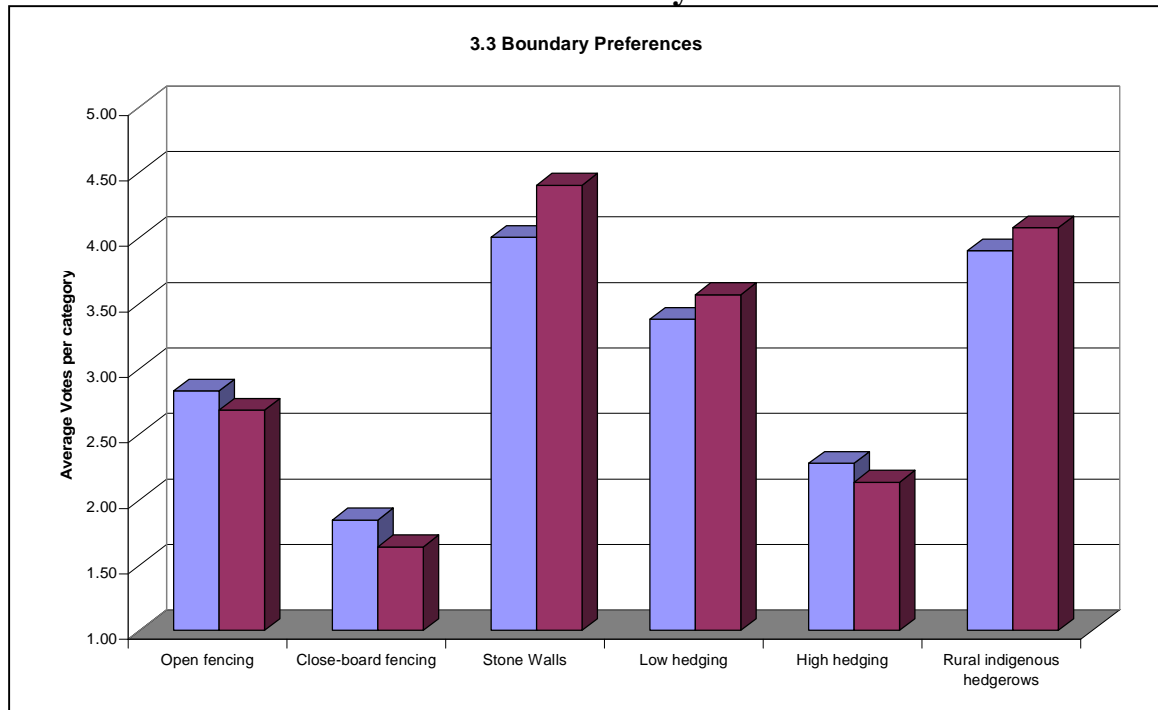
The survey posed the question as to what type of boundary construction they would prefer to see in any new development within Nutbourne. The scoring range was from 1 (Like to see less of) through to 5 (Like to see more of)

The results below show that the residents of Nutbourne consider strongly that stone walls and rural hedge are much preferred to high hedging or particularly close board fencing.

Comments

1. *It depends on what the boundary construction is concealing.*
2. *The village needs opening up .. Old Nutbourne would not have been hidden by high hedges and trees.*
3. *I like to see stone walls, but the birds need hedgerows.*

Nutbourne VDS Survey Results



3.4. Preservation of existing amenities.

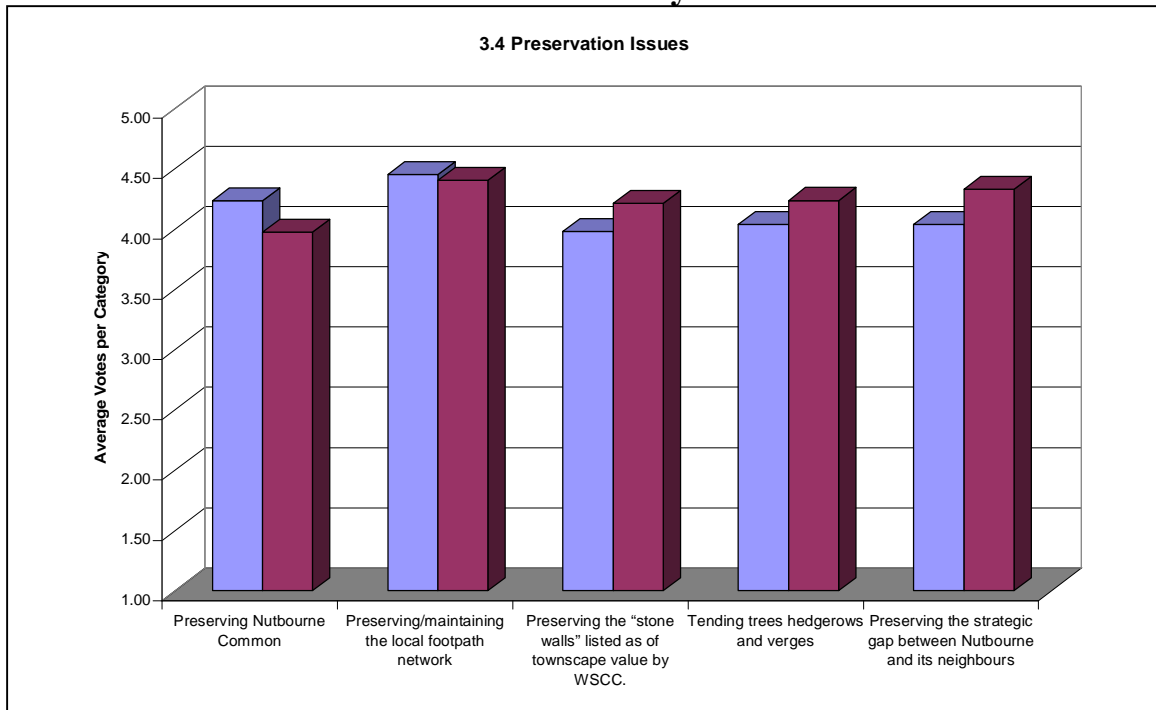
The survey posed the question as to the residents' feelings about the preservation of a number of local facilities and features of the village. The scoring range was from 1 (Not Important) through to 5 (Very Important)

The results below show that the residents of Nutbourne consider strongly that all 5 of these features are very important.

Comments

1. All of these are important. How are these tasks undertaken at present.
2. Nutbourne common is part of Nutbourne it must be preserved.
3. I think more people would use Nutbourne common if it were maintained.
4. Don't let our footpaths disappear.
5. On our small roads its very important to tend trees and verges.
6. The preservation of green space i.e. pastoral and woodland is essential to prevent villages merging.
7. Vital to maintain strategic gap otherwise Nutbourne will disappear.
8. If preserving (or not) means infill. The strategic gap must be maintained.
9. Verges in Stream Lane have been ruined by drainage works.
10. It has the potential to grow.
11. The bridge at Blue Bell woods has not been fixed

Nutbourne VDS Survey Results



3.5. Roads

The survey posed the question as to the residents' concerns about the state and preservation of the road systems within the hamlet. The scoring range was from 1 (Not Important) through to 5 (Very Important)

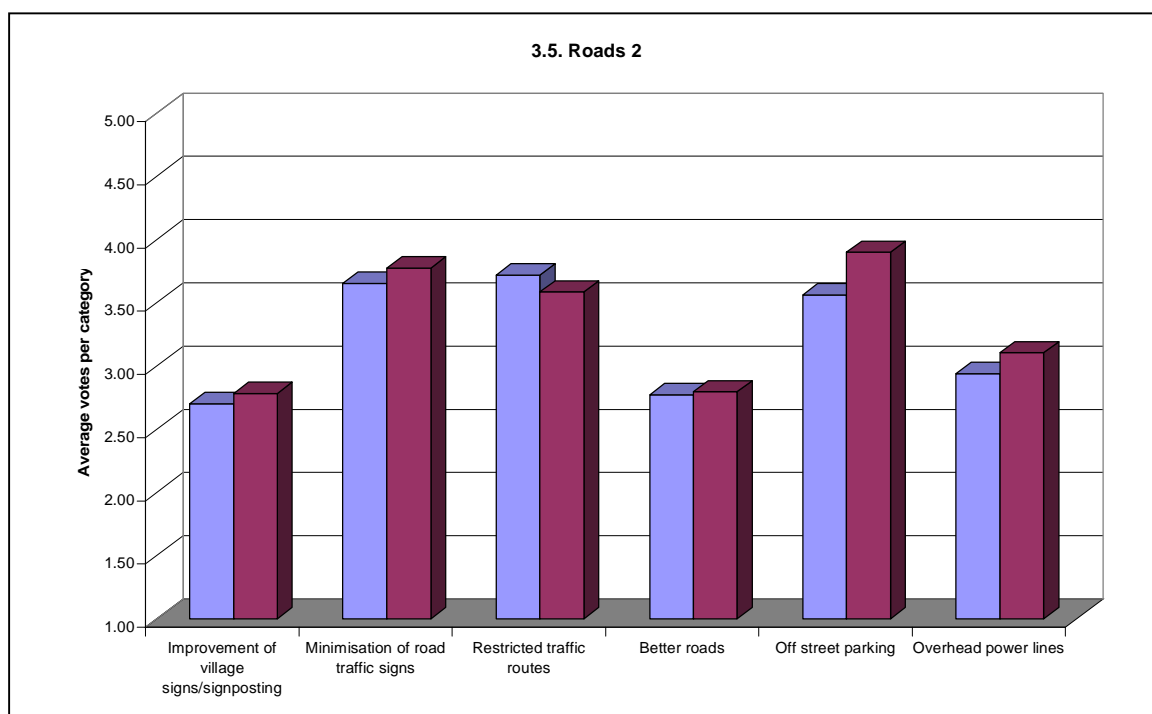
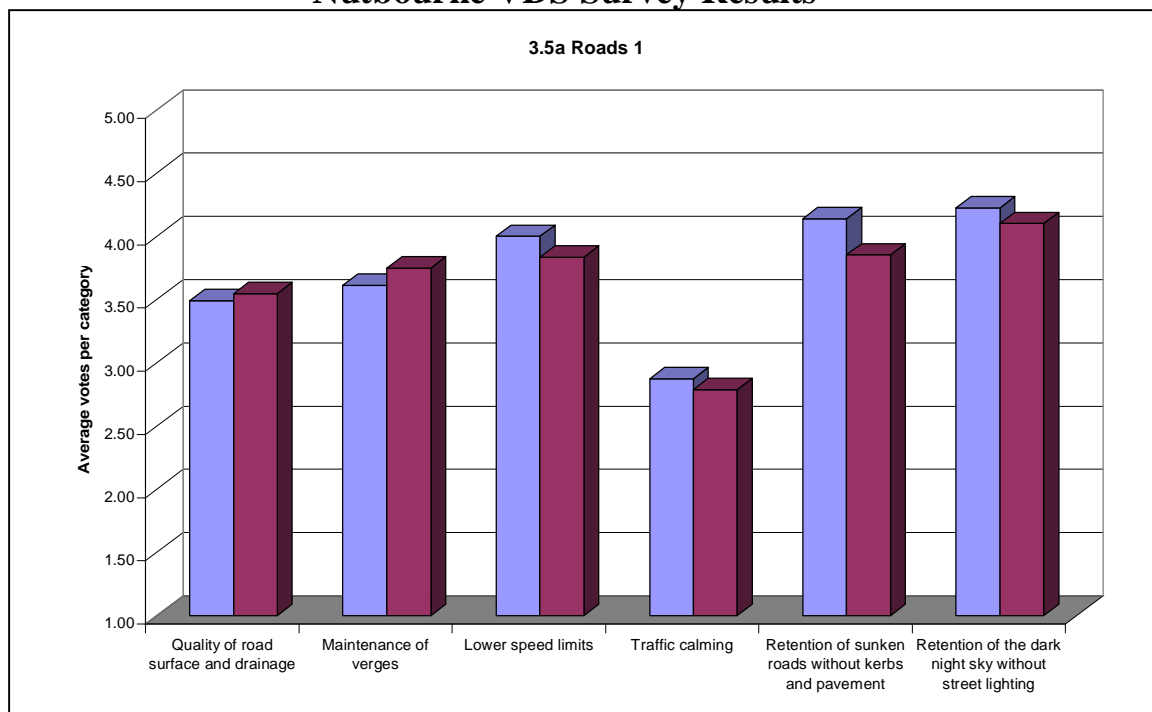
The results below indicate that:-

- a. The lack of a sensible speed limit in the village is of concern to many and some respondents thought traffic calming measures were needed.
- b. Poor storm water drainage and its impact on the road surface are of concern (rectification in progress).
- c. The great majority preferred that the village remain without street lighting.
- d. A significant minority of residents would like to see the overhead power lines removed

Comments

1. Fed up with road signs being taken down. Need our verges maintained.
2. I asked the council about speed limits and street lighting and was told it would increase our council tax.
3. Not road humps . Chicanes only.
4. While sunken roads are in keeping with the village, the damage to the verges caused by vehicles has destroyed the outer road surface.
5. Street lighting leads to "Urbanisation". We do not want the street as a public car park.
6. I would like to see a reduction in the use of permanent outside house lighting.
7. Fed up with road signs being taken down. Need our verges maintained.
8. 1. Remove all "Brown signs - unnecessary
9. We do not like overhead power lines.
10. Burying thereof.
11. Remove power lines place underground.
12. Get rid of overhead power lines.
13. Overhead power lines should be put underground. They are unsightly and spoil the landscape.
14. We could do with some street lighting.

Nutbourne VDS Survey Results



4. AMENITIES

4.1. Use of existing amenities.

The following amenities are used by the residents in the % stated.

- | | |
|--------------------------------------|-----|
| 1. The Rising Sun | 73% |
| 2. Wildlife Studies | 33% |
| 3. Walking Footpaths | 88% |
| 4. Horseriding on bridleways & lanes | 10% |
| 5. Cycling on bridleways & lanes | 35% |
| 6. Stuarts Wood | 57% |
| 7. Telephone Box | 14% |
| 8. Post Box | 73% |

Nutbourne VDS Survey Results

- | | |
|-----------------------------|---|
| 9. Newspaper Collection Box | 18%. |
| 10. Others | 6% (The Village Notice Board, & Nutbourne Garage) |

Comments.

1. *One footpath closed for two years due to small footbridge repair!*
2. *The village notice board. The street is an amenity, would be used more if it were safe to do so due to the speed of traffic. (Ref walking)*
3. *Would still like to see telephone box in the village. Use post box a lot.*
4. *The pub brings a wide range of people into the hamlet and it is an important attribute, albeit that it brings on street parking and noise. Without it the hamlet would be less appealing and attractive. (All directions to visitors start with " Well you know the Rising Sun!)*
5. *Poor council attitude to maintenance of the footpath, bridges resulting in extended closure.*
6. *The Rising Sun is a key amenity.*
7. *The Rising Sun is the key social forum for villagers and others. Every encouragement to maintain that, yet also develop other potential places for meetings.*
8. *It would be nice to have a focus for the village. Perhaps play facilities for children, a cricket pitch perhaps. Anything to encourage more communication between residents.*
9. *Would use the wood when mature.*

4.2. Additional public amenities.

The survey posed the question as to what additional public amenities they would like to see were sufficient space and money available.

Based on the comments received there appears to be no consensus about the need for additional amenities.

Comments

1. *None. We do not want to attract more people to this peaceful area. (Unless a village policeman or neighbourhood watch facilities.)*
2. *None*
3. *Better drainage to prevent river running down from Upper Nash. Nutbourne is too small to support any amenities and therefore needs to the support of surrounding villages.*
4. *Off street car parking - However this would lead to faster traffic thro the hamlet and then the need for traffic calming measures.*
5. *More horse areas.*
6. *Extension of woodland areas.*
7. *A Village green.*
8. *Utilities e.g. Lighting*
9. *A Village green (However small) in the vicinity of the pub, with an area for games. (e.g. Quoits)*
10. *Village hall.*
11. *Strong neighbourhood watch to combat vandals.*
12. *Cricket pith/club. Children's play activities (Swings etc) a community wood.*
13. *A small convenience store similar to Dyke Farm.*
14. *Buy the land off Mr Allen, have a cricket pitch, form a Rising Sun cricket team and have a playground!! In the real world, do we actually need any public amenities?*
15. *Cycle paths.*
16. *A public space for village activities. Restored footbridge on "Loop" footpath.*
17. *Dog waste bins and collections.*
18. *Recreational facilities at Nutbourne Common.*
19. *An area for moving people to play. The Rugby club meetings are wonderful, seeing kids enjoying themselves in a safe way.*
- 20.

5. ENVIRONMENT

The survey posed the question as to the residents' feelings about a number of environmental issues affecting the village. The scoring range was from 1 (Not Important) through to 5 (Very Important)

Nutbourne VDS Survey Results

The results below show that:-

- a. Crime is of concern and there is a desire for a strong Neighbourhood Watch and more visible policing.
- b. Dog fouling is an important issue. There is some disquiet about noise from aircraft and machinery.

Comments

1. *Scale as applicable to Nutbourne. Not general scale. All are important but few of these are a problem. We occasionally experience land noise problems.*
2. *Other = sewage. Moderate noise has to be permitted to allow others to do reasonable work. The village is low lying - beware low cold air trapping smells and gasses.*
3. *Vandalism/litter. Erection of masts, phones etc.*
4. *Keep Nutbourne special - encourage village entrepreneurship that is in harmony with the environment.*
5. *In recent years there has been a colossal increase in helicopter use and the noise thereof pollutes the peace, especially over weekends.*
6. *All are important but few of these are a problem. We occasionally experience land noise problems.*
7. *Other = sewage. Moderate noise has to be permitted to allow others to do reasonable work. The village is low lying - beware low cold air trapping smells and gasses.*
8. *More visual police, working more closely with neighbourhood watch. It would be nice to have a policemen living in the village.*
9. *More police.*

6. LIKES & DISLIKES

Based on the survey results, Nutbourne is appreciated for what it is – a quiet and largely unspoilt village with a community spirit set within accessible countryside yet close enough to urban civilisation. The Rising Sun is highly valued.

There are always downsides of course. Respondents commented adversely upon

- On street parking, and through and speeding traffic
- Unsympathetic and overdevelopment in recent decades
- Storm water drainage
- Somewhat unkempt aspect of The Street's appearance.

In addition to fixing the above, residents would also like to see

- A central meeting point – village green – village hall
- Overhead power and telephone cables moved underground

6.1. *What do you most like about Nutbourne?*

Comments

1. *Has the potential to be a quiet and relatively unspoilt hamlet. The pastoral surrounds with magnificent views of the downs. Etc.*
2. *That it is a quiet hamlet with a lot of greenery everywhere, as we like the countryside a lot.*
3. *Rural aspect.*
4. *The air*
5. *Peace*
6. *The rural tranquility. The distance from built up areas. Open spaces. Countryside views.*
7. *It's country position yet easy access to shops, station and other amenities.*
8. *As I do not live in the village itself the fact that it has no shop or focal point does not particularly affect me but I feel it is a pity that the pub has become (since I came here) the focal point.*
9. *House and garden we live in. Open spaces, countryside.*
10. *Peaceful.*

Nutbourne VDS Survey Results

11. Atmosphere
12. Rural atmosphere. Preservation of green fields.
13. Its rural setting, Rising Sun and easy access to London.
14. It is unspoilt & retains its appeal as a rural hamlet. It is not a village. It provides a good quality of life.
15. Sense of community. Easy access to the countryside. Country atmosphere yet not isolated. Wonderful views.
16. Peace and quiet.
17. That it is a hamlet - quiet - and should remain so.
18. The pub.
19. Quiet
20. Surrounding by farmlands, rural.
21. The location - the country village feel - the peace - the space around Nutbourne - the people.
22. Rural amenity. Relative tranquility The ambience which reflects both the the peacefulness and the community.
23. The quiet rural aspects.
24. The residents.
25. A Quiet not over sophisticated unspoilt village.
26. Quiet, unspoilt village, little traffic, attractive foot paths.
27. Relative quietness.
28. Its rural atmosphere and quiet uncrowded nature, and the Rising Sun pub acting as the centre, no street lighting, sense of community.
29. Views and village
30. The maintenance of its local character.
31. Millpond left in its wonderful natural state.
32. The countryside and small community.
33. Open fields, woods and the pub.
34. Beauty and peace.
35. Rising Sun.
36. Has a rural feel, unspoilt natural beauty, Rising Sun should be treasured as that only meeting place in the absence of a shop, church etc and its an important way people in the village to meet.
37. Nothing particular.
38. Open spaces, views across fields, sheep in fields and village atmosphere - with proximity to good roads, shops and other amenities.
39. *No Street lights.*
40. *My home and the people.*
41. *My History*
42. *The position in the south of England.*
43. *Walks*
44. *Bridleways improved.*
- 45.

6.2. What do you most dislike about Nutbourne?

Comments

1. Consistent (persistent?) planning applications for new houses.
2. The deterioration of the street over the last few years due to parking and increased traffic flow. Due to change the hamlet has become less integrated.
3. The RIVER that comes down the street when it rains hard, plus the sticks stones, mud etc it brings with it.
4. Street parking particularly on music nights at the Rising Sun.
5. Unnoticed crime events.
6. No shops
7. The general condition in which the street is kept. I.e. Frontages of properties with few exceptions are very unkempt. Overgrown hedges causing traffic blindspots, mud and debris pushed out into the road.
8. Increased comings and goings and any new development.
9. The insidious building that has gone on unchecked in the 20 years , none of it with any architectural merit..
10. Parking outside the Rising Sun.
11. Speeding motorists.

Nutbourne VDS Survey Results

12. *Uncertainty about future housing developments and its impact on hamlet community. Stream Lane being used as a "Rat run"*
13. *The new houses on the street with ugly forecourts.*
14. *Speeding traffic, poor quality roads.*
15. *"Over" extension of some properties. Over in-filling in the street.*
16. *Tacky and poorly maintained houses*
17. *Some of the new buildings and extensions that have appeared and a local farmer seems to want too much.*
18. *Cars.*
19. *The mud washed down into the village from the hill and the fact that it is never swept - Parking of cars mainly in the north end of the street on the roads - The constant threat of developing and in fill in and around Nutbourne.*
20. *Number of parked cars.*
21. *Excessive street parking.*
22. *Ugly buildings opposite the pub. Lack of bridle paths.*
23. *Increasing road traffic.*
24. *Street parking, barbed wire on footpaths, noisy dogs and garden tools, large lorries breaking up verges.*
25. *Main street Nutbourne is a bit of a mess - Ideally we would remove the nasty bungalows (impracticable) and tidy the whole thing up. It's a shame the garage area is such shambles.*
26. *Muddy lanes.*
27. *Failure to protect./preserve footpaths.*
28. *Street parking.*
29. *No new buildings and lower speed limits.*
30. *Road surfaces are dire.*
31. *The litter between my house and the village proper. Cars that are not used very often parked on the road. The lack of community spirit.*
32. *Cars on the street blocking driveways.*
33. *Cars being left opposite farm, pressure needs to be applied to stop this. Too many people trying to profit from selling land for development. Wire fencing surrounding lake and valley.*
34. *No infilling or major new developments*
35. *Power of adjacent farmers or resident farmers..*
36. *No Broadband.*
37. *Dog Fouling.*
38. *NIMBYs*
39. *The amount of excrement left about by dogs.*
40. *The vandalism which occurs after Bank Holidays.*
41. *Traffic.*
42. *Traffic upsets my horses - goes too fast.*
- 43.

6.3. What would you most like to see improved/happen

Comments

1. *A General sense of care for the hamlet as a whole. Caring for the whole street as opposed to individual properties. \Greater integration.*
2. *Would like the road surface to be improved, i.e. mud, stones etc cleared away and less worry about flooding at the bottom of the road where it meets stream lane.*
3. *Better roads and verges.*
4. *A tougher approach on planning matters. Initiatives to tackle crime and litter.*
5. *No more buildings/ development. It is a pity that Nutbourne (unlike Amberley.) does not still look like the period photograph on the cover. Even the road surface is better.*
6. *Some parking restrictions on the street.*
7. *So many speed limits everywhere but not in Steam lane which needs one.*
8. *Traffic calming. Improved road surface.*
9. *You cannot improve something that has nothing with an ageing population for support.*
10. *Less development.*
11. *The gulleys appropriately drained so that their contents don't steam down the lane after heavy rain. Support from the council to maintain banks and overhanging trees. Broadband.*
12. *Stop on - road parking. Tidy up the street. & certain houses.*

Nutbourne VDS Survey Results

13. *Speed limits - at present it is 50mph (?) No more new buildings. Drainage.*
14. *Wires underground.*
15. *Parking outside the garage of old cars stopped - The street cleaned of mud from the downwash from the hill on the north side of Nutbourne.*
16. *As little as possible.*
17. *More bridle paths.*
18. *Improvements in verges and less on street parking.*
19. *Electric wires underground, less on street parking, less large lorries. Removal of illegal barbed wire and that around the mill pond. Removal of high hedges spoiling the village.*
20. *Have people take a bit more pride in the village - take out all high hedges. Open things up.*
21. *Overhead power lines removed.*
22. *Traffic manners and speed.*
23. *Village entrepreneurship.*
24. *Overhead electric cables.*
25. *Better road surfaces.*
26. *Some effort towards opening a village shop. This would bring new focus and reduce the need to drive to West Chlitt or Pulborough.*
27. *Cars off the street.*
28. *Road not used as storage for garage. Wire fencing around the lake etc to be removed. Fight any housing developments.*
29. *Road surfacing on village lanes.*
30. *Younger residents.*
31. *Wise development so more young families could live in this beautiful area.*
32. *Young families to come to the village. A breath of life into the retired/elderly community.*
33. *Dog-waste bins.*
34. *We would really like to see paths that are for cyclists*
35. *Traffic calming.*
36. *A More diverse cross section of the population represented within Nutbourne's bounds.*

6.4. Features to be given prominence in the VDS

The survey asked which features should be given prominence in the Village Design Statement. The answers reinforced the points already made.

- As little new development as possible
- All developments and extensions to be in keeping with what's there now
- The preservation of the village and its surroundings
- Increased pride in the village's appearance
- Improved traffic/parking management

Comments

1. *To see the street looking as it does on the introductory cover.*
2. *Keep the rural environment.*
3. *Keeping open spaces.*
4. *A determination to preserve Nutbourne's rural characteristics.*
5. *No further building.*
6. *Restrictions on future housing development. Restoration of hedgerows.*
7. *Leave it as it is. No ugly new houses & forecourts.*
8. *Nutbourne to remain a hamlet & to be protected from amateur and professional development and remain unspoilt.*
9. *The pond and river walk. Bluebell wood*
10. *Insist that a new life is breathed into this dying village.*

Nutbourne VDS Survey Results

11. *The statement needs to balance old and new, past present and future. If the hamlet doesn't embrace the challenge of moving on, it will stagnate.*
12. *More trees, less houses.*
13. *Preserve hamlet.*
14. *Conservation of the village.*
15. *Retention of the strategic gap. No new housing development.*
16. *Keep the Manor Farm and Grimes nursery as agricultural land and underdeveloped.*
17. *Bridle paths. No new development.*
18. *Preserve the hamlet without extending the built up area.*
19. *A vision of Nutbourne recreated - Not necessarily twee, but certainly a bit more special to look at.*
20. *No overly large housing, reduced on street parking.*
21. *Preservation of open spaces and conservation.. The accessibility and local involvement of councilors.*
22. *Village entrepreneurship.*
23. *No more infilling.*
24. *Road surfaces.*
25. *Dog waste bins. More re-cycling. Recycling bins next to pub or garage. - rather than rubbish being taken by miles by the locals going to tips.*
26. *The irregularity of the whole scene, no uniformity - this is Nutbourne.*
27. *Wider development area.*
28. *Affordable homes for young families.*
29. *Allow Nutbourne diversity to continue.*
30. *Sleeping policemen in road.*
31. *Nutbourne Common*

Nutbourne VDS Survey Results